

Model 52F Accelerometer

- Small Size
- Jacketed Cable
- Integral Cable Shield
- Aluminum Housing
- Silicon MEMS Technology
- High g Range



The **Model 52F** accelerometer has an advanced piezoresistive MEMS sensing element which offers excellent dynamic range and stability. This unit features a full bridge output with an operating temperature range from -40 to +90°C. A slight amount of gas damping provides outstanding shock survivability and a flat amplitude response to 7kHz.

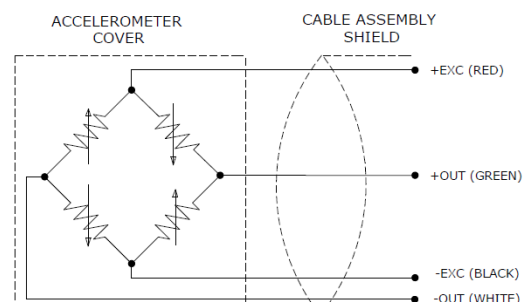
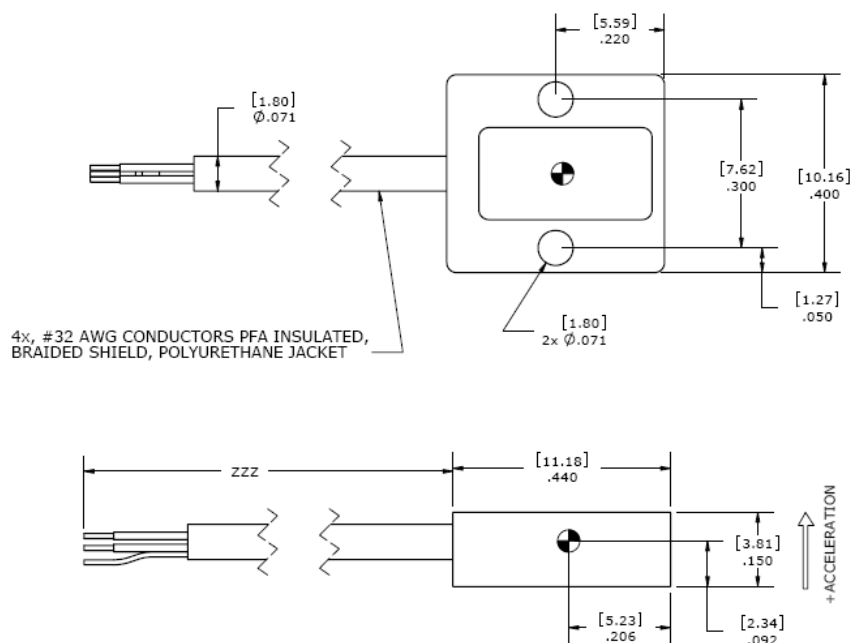
FEATURES

- 2-10 Vdc Excitation
- Range ± 2000 g's
- Measures static acceleration
- Over shock protection to $\pm 5,000$ g's
- Transverse sensitivity <3%
- Weight <0.5 grams
- Output ratiometric to excitation
- Resonant frequency to 26,000 Hz
- Linearity $\pm 1\%$

APPLICATIONS

- Automotive crash testing
- High impact research
- Biomechanical studies
- Blast testing

dimensions



Model 52F Accelerometer

performance specifications

All values are typical at $\pm 24^{\circ}\text{C}$, 100 Hz and 10 Vdc excitation unless otherwise stated. Measurement Specialties reserves the right to update and change these specifications without notice. Standard product parameters are described in PSC-1004 for Plug & Play DC Accelerometers.

Parameters

DYNAMIC

	± 50	± 200	± 500	± 2000	Notes
Range(g)	2	0.9	0.4	0.15	
Sensitivity (mV/g)	0-400	0-600	0-800	0-2000	$\pm 2\%$
Frequency Response (Hz)	0-1000	0-1400	0-2000	0-4500	$\pm 5\%$
	0-1400	0-1900	0-2800	0-6000	$\pm 1\text{dB}$
Resonance (Hz)	4000	8000	15000	26000	
Shock Limit (g)	5000	5000	5000	5000	
Non-Linearity (% FSO)	± 1	± 1	± 1	± 1	
Transverse Sensitivity (%)	< 3	< 3	< 3	< 3	
Zero Acceleration Output (mV)	$< \pm 50$	$< \pm 50$	$< \pm 50$	$< \pm 50$	
TZS (%FSO/ $^{\circ}\text{C}$ (%FSO/ $^{\circ}\text{F}$))*	$\pm 0.05 (\pm 0.03)$	$\pm 0.05 (\pm 0.03)$	$\pm 0.05 (\pm 0.03)$	$\pm 0.05 (\pm 0.03)$	
TSS(%/ $^{\circ}\text{C}$ (%/ $^{\circ}\text{F}$))*	-0.20 ± 0.05 (-0.11 ± 0.03)	-0.20 ± 0.05 (-0.11 ± 0.03)	-0.20 ± 0.05 (-0.11 ± 0.03)	-0.20 ± 0.05 (-0.11 ± 0.03)	

ELECTRICAL

Excitation (Vdc)	2 to 10	2 to 10	2 to 10	2 to 10	
Input Resistance (Ω)	2400-5000	2400-5000	2400-5000	2400-5000	
Output Resistance (Ω)	2400-4800	2400-4800	2400-4800	2400-4800	Varies with current
Insulation Resistance ($M\Omega$)	> 100	> 100	> 100	> 100	

PHYSICAL

Case Material	Aluminum	Aluminum	Aluminum	Aluminum	Black anodized
Cable (Polyurethane Jacket, 4 wire+shield)	32 AWG	32 AWG	32 AWG	32 AWG	PVC insulated
Weight (grams)	0.9	0.9	0.9	0.9	Without cable
Mounting	Adhesive	Adhesive	Adhesive	Adhesive	

ENVIRONMENTAL

Operating Temperature ($^{\circ}\text{C}$)	-40 to +90	-40 to +90	-40 to +90	-40 to +90	
Humidity		Epoxy Sealed, IP65			

PART NUMBERING

Model Number + Range (g's)+Cable Length (Options require factory-specified Model Numbers)

* 0°C to $+50^{\circ}\text{C}$ (32°F to 122°F)

Calibration supplied: CS-FREQ-0100 NIST Traceable Amplitude Calibration from 20Hz to $\pm 1\text{dB}$ Frequency Response Limit


Optional accessories: 101 Three Channel DC Signal Conditioner Amplifier

The information in this sheet has been carefully reviewed and is believed to be accurate; however, no responsibility is assumed for inaccuracies. Furthermore, this information does not convey to the purchaser of such devices any license under the patent rights to the manufacturer. Measurement Specialties, Inc. reserves the right to make changes without further notice to any product herein. Measurement Specialties, Inc. makes no warranty, representation or guarantee regarding the suitability of its product for any particular purpose, nor does Measurement Specialties, Inc. assume any liability arising out of the application or use of any product or circuit and specifically disclaims any and all liability, including without limitation consequential or incidental damages. Typical parameters can and do vary in different applications. All operating parameters must be validated for each customer application by customer's technical experts. Measurement Specialties, Inc. does not convey any license under its patent rights nor the rights of others.

ordering info

PART NUMBERING Model Number+Range+Cable Length

52F-ZZZZ-ZZZ



Example: 52F-2000-360

Model 52F, 2000g Full Scale Range, 360 inches cable

北京汇润科贸有限公司

电话: +86 010 5601 8989

+86 010 5601 7979

传真: +86 010 5885 7266

邮箱: sales@aq315.com

<http://www.aq315.com>