

# Model 130 Inline Charge Converter



Low Noise Charge Converter  
Optional Gain Settings  
Small Rugged Package  
Male or Female BNC Options

The **Model 130 series** are remote in-line charge converters designed to be used with piezoelectric accelerometers. The low noise charge converters feature three fixed gain options that convert the high impedance charge output from the accelerometer to a low impedance voltage output. The model 130 series features broad bandwidth to 30kHz and 10Vpeak linear output. The units are powered by a constant current of 4 to 20mA.

## FEATURES

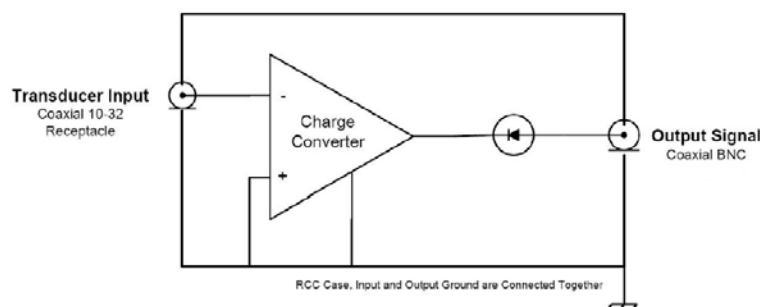
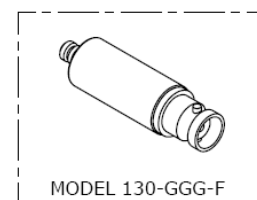
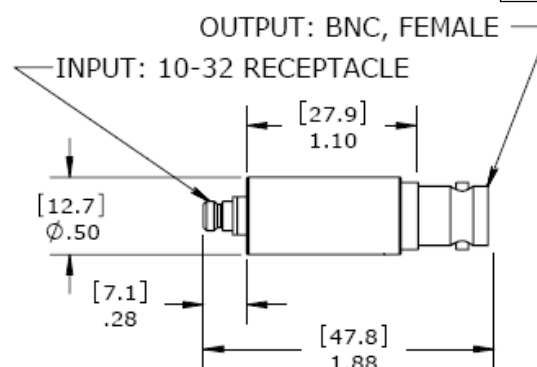
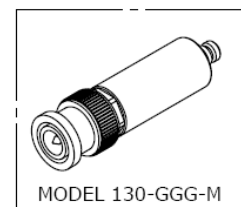
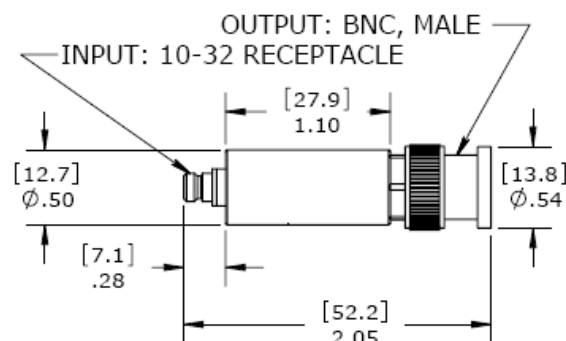
- Interface with Charge Transducers
- BNC Male & Female Options
- 0.1, 1.0 & 10mV/pC Gain Options
- Wide Bandwidth
- Low and High Pass Filters

## APPLICATIONS

- Instrumentation Labs
- PE Accelerometer Testing
- High Temperature Testing
- Vibration Monitoring



## Layout



# Model 130 Inline Charge Converter

All values are typical at  $\pm 24^{\circ}\text{C}$  and 4mA excitation unless otherwise stated. Measurement Specialties reserves the right to update and change these specifications without notice.

## Parameters

### DYNAMIC

	-0.1	-001	-010	Notes
Dash Number	-0.1	-001	-010	
Gain (mV/pC)	0.1	1	10	
Frequency Response (Hz)	0.5-20,000	0.5-20,000	0.5-20,000	$\pm 5\%$
Upper Cutoff Frequency (Hz)	30,000	30,000	30,000	-3dB
Broadband Noise ( $\mu\text{V rms}$ )	19	25	32	1Hz to 10kHz
Broadband Noise ( $\mu\text{V rms}$ )	25	32	40	1Hz to 30kHz

### ELECTRICAL

Source Resistance ( $\Omega$ )	>1000,000
Source Capacitance (nF)	<5
Resistive Load ( $\Omega$ )	<50
Capacitance Load (pF)	<100
Bias Voltage (Vdc)	8 to 12
Output Voltage (Vpp)	10
Compliance Voltage (Vdc)	18 to 30
Excitation Current (mA)	4 to 20
Gain Accuracy (%)	$\pm 2.5$ at 1nF source capacitance and 100Hz ref frequency
Gain Stability (%)	$\pm 1.0$ referred to $+25^{\circ}\text{C}$ at 100Hz from $-40^{\circ}\text{C}$ to $+100^{\circ}\text{C}$

### ENVIRONMENTAL

Operating Temperature ( $^{\circ}\text{C}$ )	-40 to +100
Storage Temperature ( $^{\circ}\text{C}$ )	-54 to +125
Humidity	Environmentally Sealed
Vibration (g)	20 pk from 50Hz to 2000Hz
Shock (g)	100 pk with 3.6ms Haversine pulse

### PHYSICAL

Case Material	Stainless Steel with clear Teflon sleeve for electrical isolation
Electrical Connector, Input	10-32 Coaxial Receptacle
Electrical Connector, Output	BNC Male for M Option, BNC Female for F Option
Weight (grams)	20.1 for M Option, 24.7 for F Option

The information in this sheet has been carefully reviewed and is believed to be accurate; however, no responsibility is assumed for inaccuracies. Furthermore, this information does not convey to the purchaser of such devices any license under the patent rights to the manufacturer. Measurement Specialties, Inc. reserves the right to make changes without further notice to any product herein. Measurement Specialties, Inc. makes no warranty, representation or guarantee regarding the suitability of its product for any particular purpose, nor does Measurement Specialties, Inc. assume any liability arising out of the application or use of any product or circuit and specifically disclaims any and all liability, including without limitation consequential or incidental damages. Typical parameters can and do vary in different applications. All operating parameters must be validated for each customer application by customer's technical experts. Measurement Specialties, Inc. does not convey any license under its patent rights nor the rights of others.

## ordering info

PART NUMBERING      Model Number+Gain+Output Connector Option

130-GGG-X

I    I    \_\_\_\_\_ Output Connector Option (M for BNC Male, F for BNC Female)  
I    \_\_\_\_\_ Gain (0.1 Gain = 0.1mV/pC, 001 Gain = 1mV/pC, 010 Gain = 10mV/pC)

Example: 130-010-M

Model 130, 10mV/pC Gain, BNC Male Connector

北京汇润科贸有限公司

电话：+86 010 6478 7697

直线：133 8128 1890

传真：+86 010 5894 9029

邮箱：[sales@aq315.com](mailto:sales@aq315.com)

<http://www.aq315.com>