

Model 7120A Accelerometer



IEPE Modal Accelerometer
Wide Bandwidth to 10kHz
10-32 Side Connector
Miniature Cube



The Model 7120A is a high performance IEPE accelerometer designed for modal applications. The accelerometer is available in $\pm 50g$ to $\pm 500g$ dynamic ranges and offers a flat frequency response to $>6kHz$. The model 7120A is designed for adhesive mounting and features a hermetic welded Titanium construction with a side mount connector. The standard operating temperature range extends from $-55^{\circ}C$ to $+100^{\circ}C$.

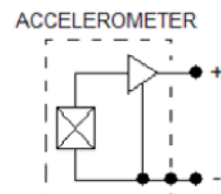
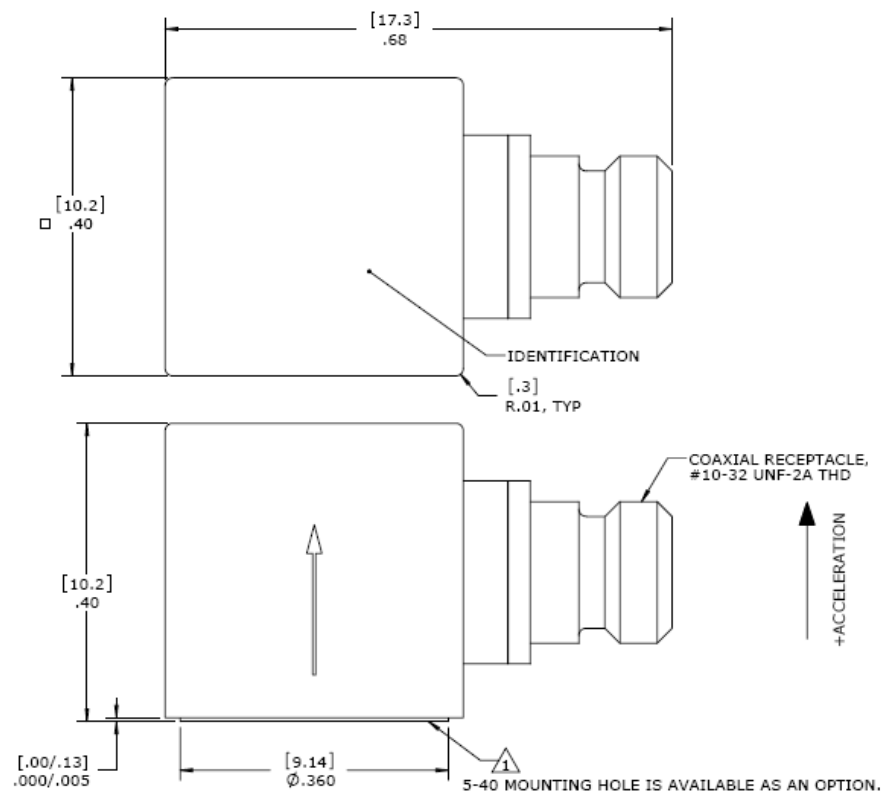
FEATURES

- $\pm 50g$ to $\pm 500g$ Dynamic Range
- Modal Testing
- Welded Construction, Titanium
- Hermetically Sealed
- Annular Shear Mode
- Stable Temperature Response
- TEDS Option

APPLICATIONS

- Modal Testing
- Vibration & Shock Monitoring
- Laboratory Testing
- General Purpose Usage

dimensions



Model 7120A Accelerometer

performance specifications

All values are typical at +24°C, 100Hz and 4mA excitation unless otherwise stated. Measurement Specialties reserves the right to update and change these specifications without notice. Standard product parameters are described in PSC-1003 for Plug & Play AC Accelerometers.

Parameters

			Notes
DYNAMIC			
Range (g)	±50	±500	
Sensitivity (mV/g)	100	10	
Frequency Response (Hz)	0.5-4000	0.5-5000	±5%
Frequency Response (Hz)	0.3-6000	0.3-7000	±1dB
Natural Frequency (Hz)	37000	37000	
Phase Response (Hz)	1-3000	1-3000	±5%
Non-Linearity (%FSO)	±1	±1	
Transverse Sensitivity (%)	<5	<5	
Shock Limit (g)	10000	10000	
ELECTRICAL			
Compliance Voltage (Vdc)	18 to 30	18 to 30	
Excitation Current (mA)	2 to 10	2 to 10	
Bias Voltage (Vdc)	8 to 12	8 to 12	Room Temperature
Bias Voltage (Vdc)	6 to 13	6 to 13	-55 to +125°C
Output Impedance (Ω)	<100	<100	
Full Scale Output Voltage (V)	±5	±5	
Residual Noise (g RMS)	0.0004	0.0008	Broadband 1Hz to 10kHz
Discharge Time Constant (sec)	0.8 to 1.2		
Grounding	Case Grounded		
ENVIRONMENTAL			
Temperature Response (%)	See Typical Temperature Response Curve		
Operating Temperature (°C)	-55 to +100		
Storage Temperature (°C)	-55 to +100		
Humidity	Hermetically Sealed		
PHYSICAL			
Sensing Element	Ceramic (shear mode)		
Case Material	Titanium		
Electrical Connector	10-32 Coaxial Receptacle		
Weight (grams)	4.0		
Mounting	Adhesive		

Calibration supplied: CS-FREQ-0100 NIST Traceable Amplitude Calibration from 20Hz to ±1dB Frequency Response Limit

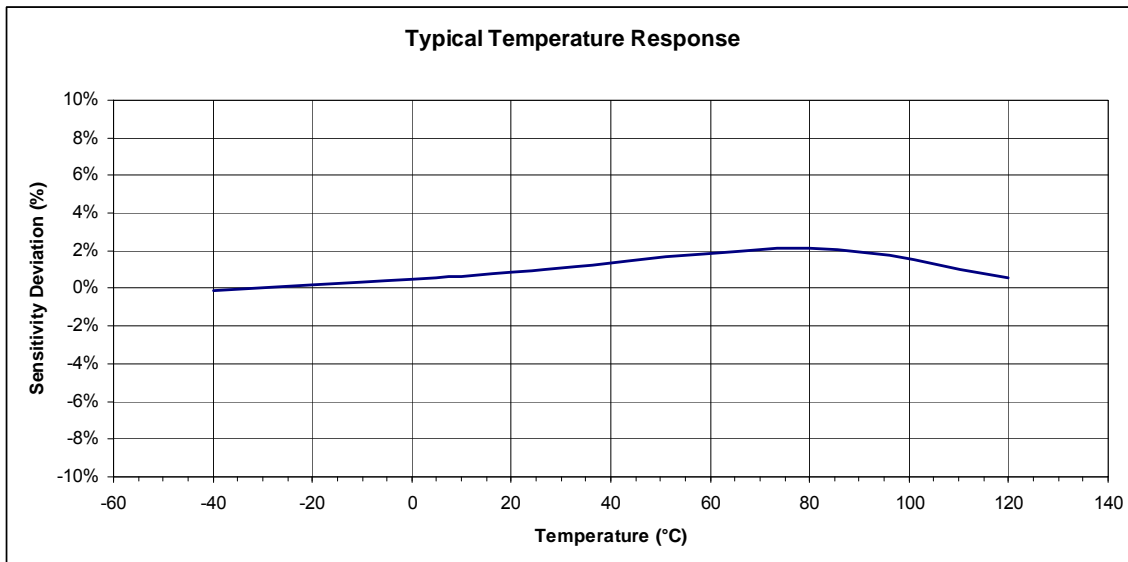
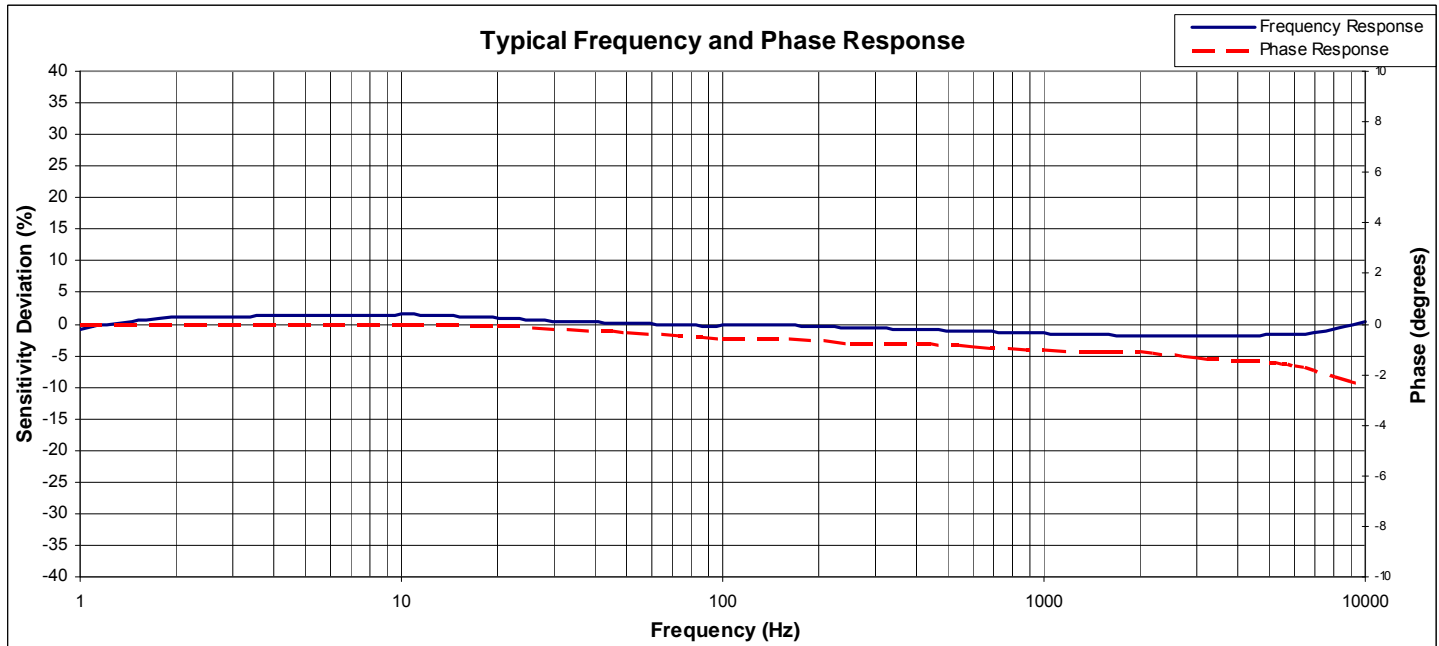
Optional accessories: 310-XXX Cable Assembly, 10-32 to 10-32 (XXX designates length in inches, 10ft standard)
 314-XXX Cable Assembly, 10-32 to BNC (XXX designates length in inches, 10ft standard)
 116 16 Channel IEPE Signal Conditioner, Rack Mount
 161 Three Channel PE & IEPE Signal Conditioner, Bench Top

The information in this sheet has been carefully reviewed and is believed to be accurate; however, no responsibility is assumed for inaccuracies. Furthermore, this information does not convey to the purchaser of such devices any license under the patent rights to the manufacturer. Measurement Specialties, Inc. reserves the right to make changes without further notice to any product herein. Measurement Specialties, Inc. makes no warranty, representation or guarantee regarding the suitability of its product for any particular purpose, nor does Measurement Specialties, Inc. assume any liability arising out of the application or use of any product or circuit and specifically disclaims any and all liability, including without limitation consequential or incidental damages. Typical parameters can and do vary in different applications. All operating parameters must be validated for each customer application by customer's technical experts. Measurement Specialties, Inc. does not convey any license under its patent rights nor the rights of others.

北京汇润科贸有限公司
 电话：+ 86 010 5601 8989
 + 86 010 5601 7979
 传真：+ 86 010 5885 7266
 邮箱：sales@aq315.com
<http://www.aq315.com>

Model 7120A Accelerometer

performance specifications



ordering info

PART NUMBERING Model Number+Range

7120AT-GGGG-XX

| | | | Optional Thread Dash Number

| | | | Range (0050 is 50g)

| | | | TEDS compliant to IEEE 1451.4 when 'T' option is included

Dash Number
-01

Thread Options
#5-40 UNC-2B

Example: 7120A-0050
Model 7120A, 50g